



SMART
by **ACDC**

SMART PRODUCTS

Upgrade to a smart home where technology and convenience meet. Our suite of interconnected devices — from lighting and security to climate control and entertainment — offers seamless control from anywhere. Discover the comfort of a home that responds to your needs, adapts to your schedule, and enhances your lifestyle with innovation at every touchpoint.

ACDC
DYNAMICS

THINK ELECTRICAL

NEW

SMART BLUETOOTH GLASS TRIM DOWNLIGHT

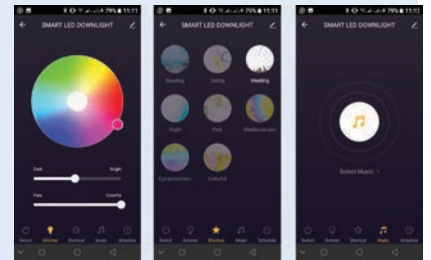

Smart LED Downlight - Input Voltage: 230VAC | 110° Beam Angle



Code	Wattage	Lumens	Cut out Size (mm)	Material/ Colour	Size (mm)
BT-DL-RN100-6W	6W	300lm	Ø75	White	Ø100 x 40
BT-DL-RN160-12W	12W	840lm	Ø125	White	Ø160 x 40
BT-DL-RN200-18W	18W	1350lm	Ø165	White	Ø200 x 40

Features

- Supports 16+ colour changes
- Synchronises lights with music rhythm
- Can be paired with Bluetooth Gateway on [page 1](#)



Pick Colour Set Scene Select Music

NEW

SMART SKY LED FLOODLIGHTS IP65



WF-FL22-20W-CW/WW

WF-FL22-20W-RGBW



Colour Temp. Adjustable



Music



Colour Temp. Adjustable



Colour RGBW Adjustable

Input Voltage: 230VAC | 110° Beam Angle | 2835 + 5050RGB

Code	Wattage	Lumens	Size (mm)
WF-FL22-20W-CW/WW	20W	2000lm	162 x 36 x 144
WF-FL22-20W-RGBW	20W	2000lm	162 x 36 x 144



WiFi Control



App Control



Remote Switching



Dimmable



Set Timers & Schedules



Scenes Control



NEW

SMART LED LAMPS

Input Voltage: 230VAC | Smart Bulb gives you the ability to control lighting in your home remotely, group and set your room atmosphere for different occasions with your smart Phone.

Code	Wattage	Lumens	Base
AS-WF-A60-*	10W	800lm	E27 / B22
AS-WF-GU10-5W	5W	330lm	GU10

* Add Base to code: E27, B22



A60

GU10

Pick Colour

Set Scene



WiFi Control



App Control



Remote Switching



Dimmable



Colour RGBW Adjustable



Colour Temp. Adjustable



NEW

SMART LED STRIP CONTROLLER

WiFi Controller




ES-WFD01

ES-WFD02

ES-WFD03

• Order striplight separately

Code	Input Voltage	Function	Max. Power
ES-WFD01	DC12V/DC24V	Single Colour	36W at 12VDC 72W at 24VDC
ES-WFD02	DC12V/DC24V	RGB ●●●	36W at 12VDC 72W at 24VDC
ES-WFD03	DC12V/DC24V	RGBW ●●●○	36W at 12VDC 72W at 24VDC



● R (Red), ● GN (Green), ● BL (Blue), ○ W (White)


NEW

SMART LED STRIP KIT IP54

Smart WiFi LED Strip Kit - 5m - c/w Controller & 230VAC Power Supply



Code	Function	No. of LEDs/m	Watts/m	Max Power
ES-WFD01-5M-CW/WW	CCT Adj ○○○	120/m	4.8W/m	24W
ES-WFD02-5M-RGB	RGB ●●●	30/m	4.8W/m	24W
ES-WFD03-5M-RGBW	RGBW ●●●○	48/m	4.8W/m	24W



● R (Red), ● GN (Green), ● BL (Blue), ○ W (White)



NEW

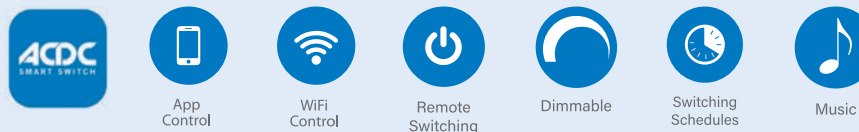
SMART ADDRESSABLE LED STRIP KIT IP65

RGB WiFi Addressable LED Strip kit - 5m

Complete Kit with 5m Strip, smart controller, 230VAC Power Adaptor and IR Remote controller | c/w Self-Adhesive Back with double side tape | Each LED is individually addressable



Code	No. LED	Max Power	Colour
HH-RGBIC3010-L5	30	4.8W/m	●●● Digital RGB



● R (Red), ● GN (Green), ● BL (Blue), ○ W (White)



NEW

SMART COB LED STRIP LIGHT KIT IP40

COB Strip kit - 5m

Smart controller, remote controller and 230VAC Power adaptor




CCT Adjustable



RGB

Code	Function	No. of LEDs/m	Watts/m	Max Power
HH-COB640-CCT-L5	CCT Adj ○○○	640	7W/m	35W
HH-COB630210-RGB-L5	RGB ●●●	630	7W/m	36W



● R (Red), ● GN (Green), ● BL (Blue), ○ W (White)



NEW

SMART WIFI NEON STRIP LIGHT IP67



Digital RGB




RGBW

Note: Kit Includes IR remote controller, Smart Controller, Neon Strip and 230VAC Power Adaptor



Code	Length	Function	No. of LED	Watts/m	Side Size (mm)
HH-RGBIC60SN-L3	3m	●●● Digital RGB	72/m	7W/m	8 x 16



● R (Red), ● GN (Green), ● BL (Blue), ○ W (White)

NEW

SMART FAIRY LIGHTS IP56



Globe String Lights Fairy String Lights

WiFi Fairy String Lights: Power Supply-DC5V | Digital RGB Function

Code	Watts	No. Lamps	Type	Colour
HH-HM-GFLT5	5W	33	Globe	●●● Digital RGB
HH-HM-FSLT5B	5W	50	Fairy String	●●● Digital RGB



App Control

WiFi Control

Remote Switching

Set Timers & Schedules

Music

Dimmable

Count Down Timer

Note: Kit includes Remote, Smart Controller, String Fairy Lights and Power Adaptor

● R (Red), ● GN (Green), ● BL (Blue), ○ W (White)



NEW

SMART BELT LIGHTS IP56



WiFi RGBIC String W+ Fairy Lights: Power Supply-DC5V | Digital RGB Function

Code	Type	Watts	No.Lamps (String light + Fairy Light)	Length	Lamp Spacing
HH-HM-SSFL15	String lights + Fairy lights	10W	15 + 50	15m	1m/0.3m

Note: Includes IR Remote controller, power adaptor, IP44 Smart controller and 15m belt light



App Control

WiFi Control

Remote Switching

Set Timers & Schedules

Count Down Timer

Colour RGB Adjustable

Dimmable

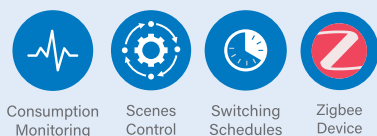
Music

Share Control with Others

● R (Red), ● GN (Green), ● BL (Blue), ○ W (White)

NEW

INDUSTRIAL / COMMERCIAL ZIGBEE SYSTEM



Zigbee Gateway - Ethernet Interface | Ma 200 Devices max. in One Gateway | Area Setting: 20 max | Group Setting: 30 max | Bind Setting with Sensor, Switches and Remote Control | Scene and Timer Settings | 1 Admin Account + 10 Sub Accounts.

Code	AHGW928-Z-IA
Input Voltage	5VDC
Wireless Frequency	2.4GHz
Size	127.5 x 80 x 30mm



Zigbee 1-10V Dimming LED Controller IP65 - Works with 1-10V Dimmable Driver | Zigbee Wireless Control: Smart Phone, Tablet, PC, Wall Switch, Remote Control | Works with Zigbee Gateway for Sensors, Area, Timer, Scene and Group Control | Power Metering | 3 in 1 Version: Basic / Motion Binding / Motion Daylight

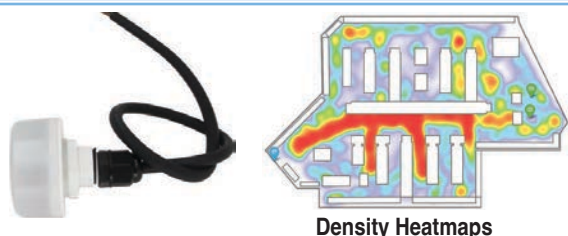
Code	AHLC734-WPC
Input Voltage	100 - 277VAC
Output Voltage	1-10V / 0-10V
1-10V Current	15mA
Wireless Frequency	2.4GHz
Transmission Distance	30m
Size	195 x 50 x 50mm



Zigbee Microwave Motion Sensors IP65 - 3 Step Dimming Control | c/w Mounting Bracket | Wall Mount or Ceiling Mount | Heat Map Sensor Option Audible

Code	AHMS823-Z*
Input Voltage	100 - 277VAC
Wireless Frequency	2.4GHz
Detection Range	Ø30m @ 15m
Mounting Height	15m Max
Detection Angle	30° - 150°
Size	Ø55.2 x 24.5 (Without Bracket)

* Add to Code: **CMS** (Ceiling Mounted Sensor), **WMS** (Wall Mount Sensor)



Density Heatmaps


Zigbee Heatmap Sensor IP65 - 3 Step Dimming Control | c/w Mounting Bracket

Code	AHMS823-Z-HM
Input Voltage	100-277VAC
Wireless Frequency	2.4GHz
Detection Range	0-65528lux
Resolution	10lux
Size	55.2 x 24.5 (Without Bracket)



Zigbee Daylight Sensor IP65 - Automatic Illuminance Control on Indoor Lighting Based on Ambient Light | Set Constant Illuminance Value on App

Code	AHDS826-Z-DS
Input Voltage	100-277VAC
Wireless Frequency	2.4GHz
Detection Range	0-65528lux
Resolution	10lux
Size	55.2 x 24.5 (Without Bracket)



Zigbee Multi-functional Wall Switch - used to manually control lights

Code	AHWS-933-Z-MWS
Input Voltage	200-240VAC
Output	3A - relay output
Wireless frequency	2.4GHz
Transmission distance	30m
Size	86 x 86 x 35mm



iLightSn Pro



Windows



Linux

The PC software/ mobile App works with smart lighting system for Area control, Group settings, Scene control, Schedule control, Account management, Lamp power metering function, Lamps fail report function, OTA function and all devices that follow Zigbee HA1.2 protocol through WiFi - Zigbee Gateway

• Linux/Windows PC software by special request (at a price)

AH-SERVER-I



SMART HOME CONTROL PANEL




4" display



6" display

- Supports touch control
- Rotary switch on the 6inch panel for device and scenes selection plus Temp & Humidity display
- Supports both wireless and wired (LAN) network
- Integrated with Zigbee Gateway



App Control



Scenes Control



Bluetooth Controllable



WiFi Control



Zigbee Device



Microphone



Speaker

Multi-functional Smart Control Panel


Code	SMATEK-S6E	SMATEK-T6E
Display Size	6inch main screen & 1.22inch knob screen	4 inch main screen
CPU	PX30 Quad core Cortex-A35	PX30 Quad core Cortex-A35
Operating System	Android 8.1	Android 8.1
Memory	2GB RAM + 8GB ROM	1GB RAM+8GB ROM
Communication	WIFI+Zigbee network protocol	WIFI+Zigbee network protocol
Expanded Port	RS485,RJ45, 2 x Relays(200W)	RS485,RJ45, 2 x Relays(200W)
Power Supply	100~240VAC,50/60Hz	100~240VAC,50/60Hz
Dimensions	205.6x85.6x10mm	86x86x10mm
Installation method	Back base mount or wall socket mount	Back base mount or wall socket mount
Accessories	Back base	Back base
Notes	Doesn't support voice wake-up	Doesn't support voice wake-up



Lighting Control System



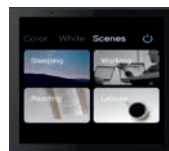
Indoor Environment System



Community Monitoring System



Access Control System



Media System



Scene Control System



Home Security System



Fire Alarm System

SMART HOME VOICE CONTROL DEVICES



HOME-MINI



Google Home Mini is powered by the Google Assistant so you can ask it questions and tell it to perform various tasks. Enjoy your entertainment and control your Smart Home.

Code	Wireless Network	Colour	Size (mm)
HOME-MINI	WIFI & Bluetooth	White / Grey	Ø98 x 42



ECHO DOT



Echo Dot is a hands-free, voice controlled device that uses Alexa to play music, control smart home devices and more

ECHO-DOT	WIFI & Bluetooth	Black	Ø84 x 32
----------	------------------	-------	----------

Universal Smart Remote Control

Code	BL-RM-PRO
Supply	5VDC/1A
IR Frequency	38K
Radio Frequency	315/433MHz
WiFi	2.4GHz 802.11 b/g/n

Features

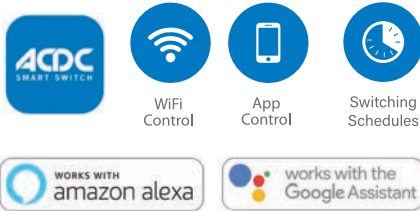
- Use your phone as your super remote
- Control your TV, aircon, wireless plugs and switches and many more
- Works with Google Home and Alexa
- Set up scenes and control multiple devices with one tap
- Free IHC app available in app store



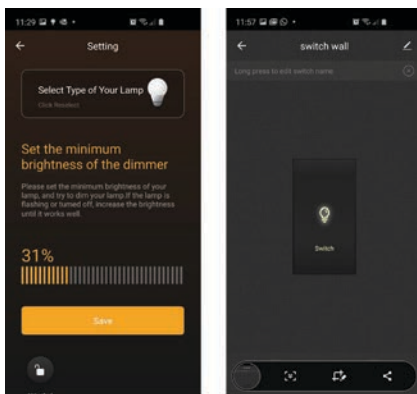
NEW

B7000 SMART WIFI SWITCH MODULES

- Input Voltage 220-240VAC, 50Hz.
- Smart Mobile App for end user.



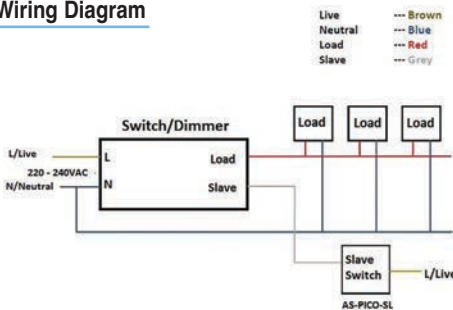
App User Interface



Dimmer Settings

Tap to turn on-off

Wiring Diagram



	Pico WiFi Switch	Pico WiFi Dimmer	Pico Slave
	Remote Switching	Dimmable Remote Switching	
Code	AS-PICO-SW	AS-PICO-DIM	AS-PICO-SL
Function	Switch	Dimmer	Duplicate switch or dimmer
Load	10-300VA LED (1-15) Resistive loads - Max. 200W	10-300VA LED (1-15) Resistive loads - Max. 200W	-
Dimensions	21 x 21 x 40mm	21 x 21 x 40mm	21 x 21 x 40mm
Features	• App Control • Neutral Required	• App Control • Neutral Required	• Manual Switch • No Neutral required

B7000 Cover Plates - For PICO Wi-Fi Switch Modules

Blank plates with cradles to accommodate the WiFi Pico Switches



	A7105D	A7106D
Code	A7105D	A7106D
Description	(4 x 2) 1 lever for Pico Wi-Fi Switches	(4 x 2) 1 lever for Pico Wi-Fi Dimmers and 1 lever for HY Dimmers

See pg556 in the Main Catalogue for HY Dimmers


NEW

SMART WIFI SWITCH MODULE

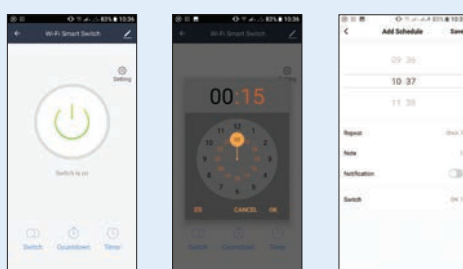


The Wifi Switch is Connected in-line with the Lights or Home Appliance you wish to Control.

Code	Input Voltage	Max Load	Size (mm)
AS-NF-101	100-240VAC	16A	88 x 39 x 22



Wiring Diagram



Tap to turn on-off

Countdown Timer

Timer Scheduling

NEW SMART SWITCHING MODULES (NEUTRAL REQUIRED) IP20



WiFi + RF Smart Switch


- Input Voltage: 230VAC
- Designed to transform your traditional switch into a smart switch that allows the connected device to be controlled remotely
- Supports RF Remote Control

	Smart Switch Modules - 1 Gang		Smart Switch Modules - 2 Gang	
	<p>WiFi Control Radio</p>	<p>Bluetooth Controllable Radio</p>	<p>WiFi Control Radio</p>	<p>Bluetooth Controllable Radio</p>
Code	QS-WIFI-S03-1G	QS-BT-S03-1G	QS-WIFI-S03-2G	QS-BT-S03-2G
Max Load	250W/ LED	250W/ LED	2 x 150W/ LED	2 x 150W/ LED
Dimensions	46 x 46 x 18mm	46 x 46 x 18mm	46 x 46 x 18mm	46 x 46 x 18mm

	Smart Dimmer Modules - 1 Gang		Smart Dimmer Modules - 2 Gang	
<p>Dimmable</p>	<p>WiFi Control Radio</p>	<p>Bluetooth Controllable Radio</p>	<p>WiFi Control Radio</p>	<p>Bluetooth Controllable Radio</p>
Code	QS-WIFI-D01-1G	QS-BT-D01-1G	QS-WIFI-D01-2G	QS-BT-D01-2G
Max Load	150W/ LED	150W/ LED	2 x 100W/ LED	2 x 100W/ LED
Dimensions	46 x 46 x 18mm	46 x 46 x 18mm	46 x 46 x 18mm	46 x 46 x 18mm

	Smart Curtain Rail Modules		Accessories	
<p>Open/Close Curtain</p>	<p>WiFi Control Radio</p>	<p>Bluetooth Controllable Radio</p>	<p>Radio</p>	
Code	QS-WIFI-C01-1G	QS-BT-C01-1G	Code	QS-RF-C01
Max Load	2 x 100W / LED	2 x 100W / LED	Description	RF2.4GHz wireless remote controller with on/off, dimmable, CCT and RGB adjustable function. Lithium battery and USB Charger
Dimensions	46 x 46 x 18mm	46 x 46 x 18mm		

Wiring Diagram



Application

The modules do not influence the wall switch and can be placed in a standard EU/UK wire box



NEW

SMART SWITCHING MODULES IP20



App Control



Remote Switching



Switching Schedules



Count Down Timer



WiFi and Zigbee Smart Switch - without RF support

• Designed to transform your traditional switch into a smart switch/dimmer that can be controlled remotely.

	Wifi Switch Modules (Neutral Required)		Zigbee Switch Modules - (No Neutral)	
• Input Voltage: 230VAC				
Code	QS-WIFI-S03-L-1G	QS-WIFI-S05-L-2G	QS-ZB-S05-L-1G	QS-ZB-S04-L-2G
Max Load	250W/ LED	2 x 250W/ LED	100W/ LED	2 x 100W/ LED
Dimensions	46 x 46 x 18mm	46 x 46 x 18mm	46 x 46 x 18mm	46 x 46 x 18mm

	Zigbee Dimmer Modules (No Neutral)		Zigbee Dimmer Modules - (Neutral Required)	
• Input Voltage: 230VAC				
Code	QS-ZB-D02-L-1G	QS-ZB-D01-1G	QS-ZB-D02-2G	
Max Load	150W/ LED	150W/ LED	2 x 100W/ LED	
Dimensions	46 x 46 x 18mm	46 x 46 x 18mm	46 x 46 x 18mm	

NEW

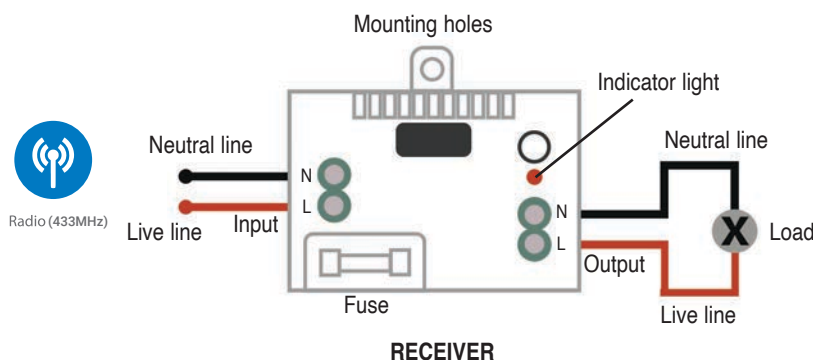
KINETIC WIRELESS SWITCHES & RECEIVER



Code	KT-RF1-TX	KT-RF2-TX	KT-RF3-TX	KT-RF5-RX
Input Voltage	Kinetic Energy Driven (No Battery)			110 - 230VAC @ 50/60Hz
Switching Capacity	N/A			SPST (NO) - 5A/230VAC
Type	1 Gang	2 Gang	3 Gang	Receiver
Max Number Of Paired Devices	N/A			5 Switches
Dimensions L x W x H (mm)	86 x 86 x 15			60 x 43 x 27.5

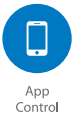
Features:

- Self Powered Truly Wireless Switching, No Batteries Required
- ON/OFF Switching
- FSK/ASK RF Communication for secure switching operation
- Light weight of 50 - 70g allows flexible mounting options (Screw or Double sided tape)
- Excellent Mechanical Switch Life (Over 200 000 times)
- Up to 5 Kinetic switches paired and stored on a single built-in receiver
- Replaceable Overload Protection Fuse
- Range: 50m (Indoor - Line of Sight)



NEW

45 X 45 SMART MODULES



Add the Wifi Modules to your ACDC Smart App to control remotely, see page 571 for more modules, support frames and cover plates.



SA-F42



SA-F42

Switch Modules: Voltage Rating: 100-240VAC

Code	SA-F42	SA-F43
Description	1 Way Pushbutton	1 Way Pushbutton
Load	16A	16A
Dimensions	1M	2M

Add the WiFi Switch Modules to your ACDC SMART app to control remotely. See pg 571 for more modules, support frames and cover plates.

NEW

SMART MODULAR SOCKETS & SWITCHES

	Smart Switches			Smart Sockets
Code	M724-SM-WH	M724-2SM-WH	M724-3SM-WH	M744-SA-SM-WH
Description	1 x 1 Way 16A Smart Switch	2 x 1 Way 16A Smart Switch	3 x 1 Way 16A Smart Switch	1 x Smart Switched 16A Socket Outlet
	Smart Sockets			
		6 gang	4 gang	4 gang
Code	M744-SA-2N-2SM-WH	M739-2SA-N-SM-WH	M724-SA-SM-WH	M724-2N-SM-WH
Description	1 x Smart Switched 16A Socket Outlet, 1 x Smart Switched 2 x N-Type 16A Socket Outlet	2 x 16A Socket Outlet, 1 x Smart Switched N-Type 16A Outlet	1 x Smart Switched 16A Socket Outlet	2 x Smart Switched 16A N-Type Socket Outlet

NEW

45 x 45 SMART MODULAR Wi-Fi WATERPROOF SOCKETS IP55



Input Voltage: AC100-240V | PC Plastic



WP5-3G-SA-SM



WP5-6G-2SA-2SM




WP5-3G-2N-SM

Code	WP5-3G-SA-SM	WP5-6G-2SA-2SM	WP5-3G-2N-SM
Description	1 x Smart Switched Waterproof SA 16A Socket	2 x Smart Switched Waterproof SA 16A Socket	2 x Smart Switched Waterproof N-Type 16A Socket

NEW

3 x 3 SMART Wi-Fi + RF SOCKETS



- Input Voltage: 100-240VAC
- Allows you to pair with an RF433MHz remote control

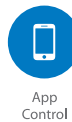


	Universal Type	British Type	EU Type
Single Frame			
Code	WF3401U-*	WF3401B-*	WF3401E-*
Description	1 X 16A Crystal Glass Socket	1 X 16A Crystal Glass Socket	1 X 16A Crystal Glass Socket
Double Frame			
Code	WF3402U-*	WF3402B-*	WF3402E-*
Description	2 X 13A Crystal Glass Socket	2 X 13A Crystal Glass Socket	2 X 13A Crystal Glass Socket

*Add colour to code : ○ WH (White), ● BK (Black), ● G (Gold)

NEW

SMART Wi-Fi WATERPROOF SOCKETS





- Input Voltage: 90-250VAC
- Weatherproof Enclosure
- UV Protected
- Impact Rating: 22Kgf/cm²
- Flame Retardant Enclosure: UL 94-HB



Code	SWB-2G-UK-SM	SWB-2G-SHK-SM	SWB-2G-SA-SM	SWB-2G-SM
Description	1 x Smart Switched Waterproof British Socket 16A IP66	1 x Smart Switched Waterproof Schuko Socket 16A IP66	1 x Smart Switched Waterproof SA Socket 16A IP66	Smart Switched Waterproof Box IP66
Code	SWB2-4G-2UK-SM	SWB2-4G-2SHK-SM	SWB2-4G-2SA-SM	SWB2-4G-SM
Description	1 x 2 Way Smart Switched Waterproof British Socket 16A IP66	1 x 2 Way Smart Switched Waterproof Schuko Socket 16A IP66	1 x 2 Way Smart Switched Waterproof SA Socket 16A IP66	1 x Smart Switched Waterproof Box IP66

NEW

4 x 2 SMART WIFI TOUCH SWITCHES



- Input Voltage: 160-240VAC
- The WiFi Switches can work with No Neutral
- Add Capacitor to work with No Neutral.


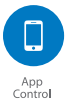
Wall Plates (125 x 80mm)

Intelligent Modules

Wall Plates (125 x 80mm)				Intelligent Modules
Light Switches - No Neutral Required				
Code	WF7001P-WH	WF7001P-BK	WF7001P-G	WF7001
Description	1 Gang (4x2) Glass White Plate	1 Gang (4x2) Glass Black Plate	1 Gang (4x2) Glass Gold Plate	1 Gang (4x2) Max. Load (1000W)
Code	WF7002P-WH	WF7002P-BK	WF7002P-G	WF7002
Description	2 Gang (4x2) Glass White Plate	2 Gang (4x2) Glass Black Plate	2 Gang (4x2) Glass Gold Plate	2 Gang (4x2) Max. Load (2x1000W)
Code	WF7003P-WH	WF7003P-BK	WF7003P-G	WF7003
Description	3 Gang (4x2) Glass White Plate	3 Gang (4x2) Glass Black Plate	3 Gang (4x2) Glass Gold Plate	3 Gang (4x2) Max. Load (3x1000W)
Code	WF7004P-WH	WF7004P-BK	WF7004P-G	WF7004
Description	4 Gang White Crystal Glass Plate	4 Gang Black Crystal Glass Plate	4 Gang Gold Crystal Glass Plate	4 Gang Max. Load (4 x 1000W)
Curtain Switches - Neutral Required Works with 3-wire curtain motors				
Code	WCU700-WH	WCU700-BK	WCU700-G	WCU700
Description	Glass White Plate	Glass Black Plate	Glass Gold Plate	Curtain Switch Module Max. Load (1000W)
Light Dimmers - Neutral Required				
Code	WD700-WH	WD700-BK	WD700-G	WD700
Description	Glass White Plate	Glass Black Plate	Glass Gold Plate	Light Dimming Module Max. Load (300W)

NEW

3 x 3 SMART Wi-Fi SWITCHES



- Input Voltage: 160-240VAC
- The WiFi Switches can work with No Neutral
- Add Capacitor to work with No Neutral.

Wall Plates				Intelligent Modules
Light Switches - No Neutral Required				
Code	WF3001P-WH	WF3001P-BK	WF3001P-G	WF3001
Description	1 Gang (3x3) Crystal Glass White Plate	1 Gang (3x3) Crystal Glass Black Plate	1 Gang (3x3) Crystal Glass Gold Plate	1 Gang (3x3) Max. Load (1000W)
Code	WF3002P-WH	WF3002P-BK	WF3002P-G	WF3002
Description	2 Gang (3x3) Crystal Glass White Plate	2 Gang (3x3) Crystal Glass Black Plate	2 Gang (3x3) Crystal Glass Gold Plate	2 Gang (3x3) Max. Load (2x1000W)
Code	WF3003P-WH	WF3003P-BK	WF3003P-G	WF3003
Description	3 Gang (3x3) Crystal Glass White Plate	3 Gang (3x3) Crystal Glass Black Plate	3 Gang (3x3) Crystal Glass Gold Plate	3 Gang (3x3) Max. Load (3x1000W)
Code	WF3004P-WH	WF3004P-BK	WF3004P-G	WF3004
Description	4 Gang White Crystal Glass Plate	4 Gang Black Crystal Glass Plate	4 Gang Gold Crystal Glass Plate	4 Gang Max. Load (4 x 1000W)
Curtain Switches - Neutral Required Works with 3-wire curtain motors				
Code	WCU300-WH	WCU300-BK	WCU300-G	WCU300
Description	Crystal Glass White Plate	Crystal Glass Black Plate	Crystal Glass Gold Plate	Curtain Switch Module Max. Load (1000W)
Light Dimmers - Neutral Required				
Code	WD300-WH	WD300-BK	WD300-G	WD300
Description	Crystal Glass White Plate	Crystal Glass Black Plate	Crystal Glass Gold Plate	Light Dimming Module Max. Load (300W)

NEW

SMART WIFI SWITCHING ADAPTORS

Features

- Energy Meter Function
- Physical On/Off Button on Device
- Supply Voltage: 100-240VAC

P4



WiFi Control



App Control



Remote Switching



Count Down Timer



Share Control with Others



Consumption Monitoring



	Export Only	Export Only	Export Only
Code	HG01WT	HE02WT	HSA01WT
Description	Schuko Smart Socket	British Smart Socket	3 Pin SA Smart Socket
Switching Capacity	16A@250VAC (3750W)	13A@250VAC (2990W)	16A@250VAC (3750W)

NEW

SMART WIFI TIMER/SWITCH

Smart Timer/Switch

Code	ATMS1601 230VAC	ATMS2001 230VAC	ATMS2001Z 230VAC
Rated Voltage	100-240VAC, (50/60)Hz	100-240VAC, (50/60)Hz	100-240VAC, (50/60)Hz
Rated Current	16A/250VAC (Cosφ = 1, Resistive Load)	20A/250VAC (Cosφ = 1, Resistive Load)	20A/250VAC (Cosφ = 1, Resistive Load)
Communication Protocol	Wi-Fi	Wi-Fi	Zigbee 3.0
Contact Input	Yes	Yes	Yes
Contact Configuration	1 x Dry Contact (SPST:NO)	1 x Dry Contact (SPST:NO)	1 x Dry Contact (SPST:NO)

Features

- All programming stored locally on device and when device is disconnected from the network it continues to work according to the set program until power fails
- After power failure, schedules must be retrieved from the cloud
- Pushbutton for manual On/Off Switching
- Schedules: 30 On/Off Programs can be set up once of to repeat daily or on specific days of the week
- Din Rail Mounted



App Control



Remote Switching



Count Down Timer



Share Control with Others

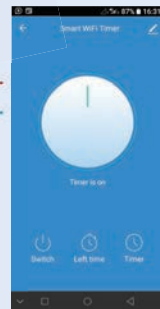
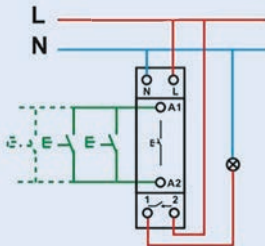


Multiple Timing Functions



Wiring Diagram

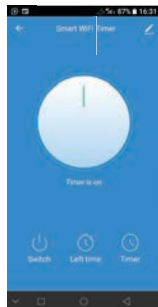
Contact Input



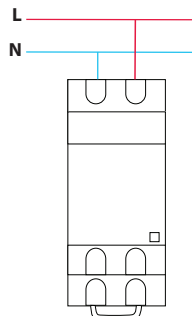
NEW

ZIGBEE SMART GATEWAY

SMART PRODUCTS



Wiring Diagram



Smart Timer/Switch

Code	ATMGZ01 230VAC
Rated Voltage	100-240VAC, 50Hz
Rated Power	3VA/1.2W
Communication Protocol	Zigbee 3.0, Wi-Fi
Contact Configuration	Wireless Connection



Wi-Fi



Zigbee Device Gateway



App Control

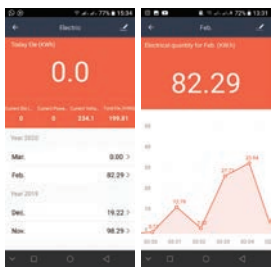


Features

- Wi-Fi Frequency: 2.4GHz
- Wireless connection to Zigbee devices
- Zigbee Connection Range ≤ 25m
- The mesh topology allows each device that is connected to the network of the ZigBee gateway to communicate with other devices (nodes), this increases the network range and allows for several transmission paths if a certain node fails or becomes obstructed

NEW

WIFI TIMER + ENERGY METER

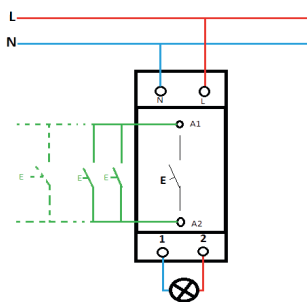


Power Consumption Statistics
Monthly Consumption Trend



Code	ATMS1602 230VAC	ATMS2002 230VAC	ATMS4002 230VAC	HWFO3T
Rated Voltage	100-240VAC, 50Hz	100-240VAC, 50Hz	100-240VAC, 50Hz	100-240VAC, 50Hz
Rated Current	16A/250VAC (Cosφ = 1, Resistive Load)	20A/250VAC (Cosφ = 1, Resistive Load)	40A/250VAC (Cosφ = 1, Resistive Load)	16A/250VAC (Cosφ = 1, Resistive Load)
Contact Input	Yes	Yes	Yes	No
Contact Configuration	1 x Active Contact (SPST:NO)	1 x Active Contact (SPST:NO)	1 x Active Contact (SPST:NO)	1 x Active Contact (SPST:NO)

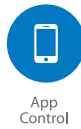
Wiring Diagram



Contact Input

Features

- All programming is stored locally on the and when the device is disconnected from the network it continues to work according to the set program until power falls.
- Push button for manual On/Off switching
- Schedules: 30 On/Off can be set up once off or to repeat on specific days of the week
- Din Rail Mounted



NEW

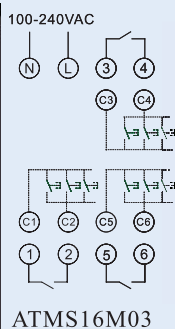
SMART WIFI MULTI CHANNEL TIMER/SWITCH



ATMS16M16

Code	ATMS16M03	ATMS16M05	ATMS16M16
Rated Voltage	100-240VAC, 50Hz	100-240VAC, 50Hz	100-240VAC, 50Hz
Rated Current	16A@250VAC (Cosφ=1)	16A@250VAC (Cosφ=1)	16A@250VAC (Cosφ=1)
Communication Protocol	Wi-Fi	Wi-Fi	Wi-Fi
Output Channels	3 NO	5 NO	16 NO
Contact Configuration	(SPST:NO)	(SPST:NO)	(SPST:NO)

- Wi-Fi Frequency: 2.4GHz.
- ALL Channels In Switch Module Can Be Switched On/Off Simultaneously .
- Count Down Timer: 1min to 23hrs 59mins.
- 30 ON/OFF scheduled programs set for daily/weekly operation.
- Each Switching Channel Can Be Individually Controlled through Built-in Push Button for On/Off Operation, Or Various Automated Switching Operations through the App, as well as from an external switch.



ATMS16M03



ATMS16M05



NEW

SMART ENERGY METER + TIMER



Features

- Wi-Fi Frequency: 2.4GHz.
- Count Down Timer: 1min to 23hrs 59mins.
- Timing schedules set via APP are saved for offline use in case of Wi-Fi disconnection.
- After power failure schedules must be retrieved from the cloud
- Bluetooth can be used to switch the device ON/OFF through the APP for a period of 5min, after Wi-Fi disconnection.
- 30 ON/OFF scheduled programs set for daily/weekly operation.
- Max. of 20 users sharing through APP.

Wifi Energy Meter

Code	ATMS6002WM 230VAC	ATMS6004WM 230VAC
Rated Voltage	100-240VAC, 50Hz	100-240 VAC, 50Hz
Rated Current	60A/250VAC (Cosφ = 1, Resistive Load)	60A/250VAC (Cosφ = 1, Resistive Load)
Communication Port	N/A	RS485(MODBUS RTU Protocol)
Pulse Output: Impulses/KWh	1200	1600
LCD Monitoring	Voltage(V), Current(A), Energy (KWh) Consumption	Voltage(V), Current(A) Energy(KWh), Consumption Power(KW), Total Active Power Import(+KW)/ Export(-KW)
BiDirectional	No	Yes
Accuracy Class	1	1
Configuration	2 Wire Direct	2 Wire Direct



OR1

NEW

SMART METER / CIRCUIT BREAKER



MT61-GPS

MT61-GPT

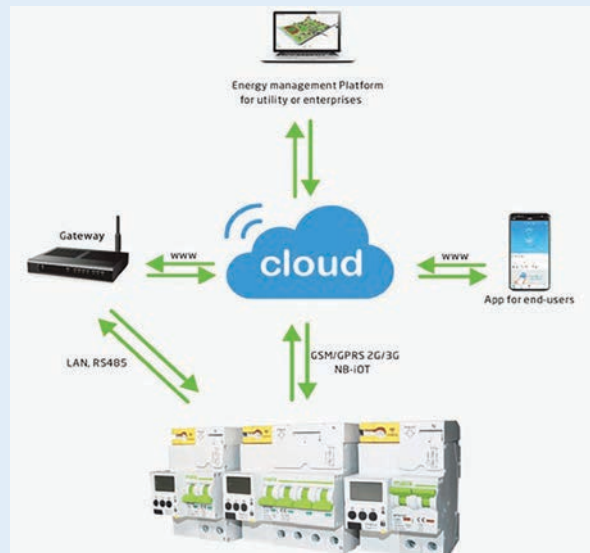
Smart Energy Management Devices

Code	MT61-GPS*G3	MT61-GPT*G3
Type	Single phase bi-directional meter incl. 6kA MCB	Three phase bi-directional incl. 6kA MCB
Rated Voltage	110/230 VAC 50Hz	230/400 VAC 50Hz
Measured Values	Active energy(kWh), Reactive energy (kvar), Active Power(kW), Current(A), Voltage(V), Power factor(Cosθ), Temperature	
Accuracy	Class 1 kVA & Class 2 KVAR	
Pulses	1000 imp/kWh	
Connectivity	RS485/GRPS2G/3G/NB-IoT	
Measuring Range	0.4 - 18400W	

* Add current to code: **40** (40A-single phase only), **63** (63A), **80** (80A), **100** (100A)

Features

- All in one device incorporating a smart meter, circuit breaker, communication, monitoring and remote control
- Compact size for easy installation on 35 mm Din rail
- Max. demand & multi tarriff metering up to 24 months of historical data
- Cloud based management software for remote monitoring of parameters, data acquisition and analysis.
- The platform also offers remote control and operational safety supervision of the installation



CB1

NEW

SMART CIRCUIT BREAKER AUTO RECLOSER

Wifi Smart Circuit Breaker Recloser Device

Operating mechanism with remote control function, which realizes remote ON/OFF of the associated device (MCB) by App.



Code	Motor Voltage	Use with Breaker	Contact Input	DIN Width	Motor Control/Static Power
MT53-GYM8-2P	230VAC	1P / 2P	1NO	1 Module	20VA/1VA
MT53-GYM8-4P	230VAC	3P / 4P	1NO	1 Module	20VA/1VA

Basic Features


- Manual mode: Disengages motor for manual operation
- Auto mode: When a circuit breaker trips, the device will attempt to reclose the circuit. In case of a persistent fault, the device will go into a fault mode after 3 unsuccessful attempts to reclose the circuit.
- Safety lockout integrated into the device
- Suitable for use with ACDC GYM8 MCB

In App Features

- Remote ON/OFF control of MCB
- Indication of status Open/Close
- Events records • Show mode of Operation
- Schedule operations
- Operation Life: above 10000 times
- Wifi Connection and status indication





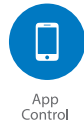
Note: Please see page 195 Main Cat for GYM8* circuit breaker full range



NEW

SMART WIFI CIRCUIT BREAKERS IP20

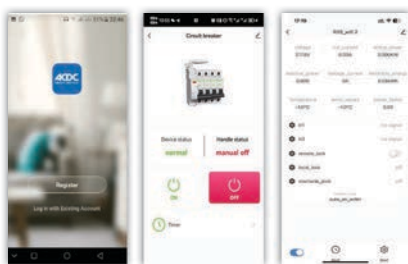

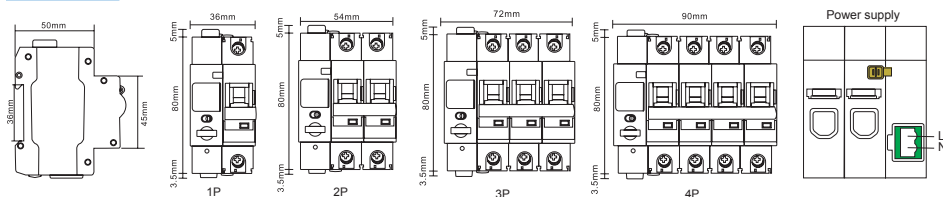
- Voltage Rating: 1P/2P 230VAC/50Hz | 3P/4P 400VAC/50Hz
- Tripping Curve: C
- Icu=6kA Ics=6kA
- Mechanical/ Electrical Life 20 000/8 000
- Standard: IEC60947-2 | IEC60898-1



Smart Circuit Breakers

Amps	1 Pole Code	2 Pole Code	3 Pole Code	4 Pole Code
6A	EKR3-6A-1P	EKR3-6A-2P	EKR3-6A-3P	EKR3-6A-4P
10A	EKR3-10A-1P	EKR3-10A-2P	EKR3-10A-3P	EKR3-10A-4P
16A	EKR3-16A-1P	EKR3-16A-2P	EKR3-16A-3P	EKR3-16A-4P
20A	EKR3-20A-1P	EKR3-20A-2P	EKR3-20A-3P	EKR3-20A-4P
25A	EKR3-25A-1P	EKR3-25A-2P	EKR3-25A-3P	EKR3-25A-4P
32A	EKR3-32A-1P	EKR3-32A-2P	EKR3-32A-3P	EKR3-32A-4P
40A	EKR3-40A-1P	EKR3-40A-2P	EKR3-40A-3P	EKR3-40A-4P
63A	EKR3-63A-1P	EKR3-63A-2P	EKR3-63A-3P	EKR3-63A-4P

Dimensions



App User Interface Device Parameters

NEW

SMART COMMERCIAL ELECTRICAL DISTRIBUTION SYSTEM



SMART
by ACDC

NOTE: Chose the communication module that suits the APP of your choice



MTS3-R2 MTS3-R4 MTS3-M1



MTS3-M2 MTS3-M3 MTS3-M4



MTS3-C MTS3-P25N MTS3-CT100

MTS3 - Smart Miniature Circuit Breakers

- Smart power management for home or commercial properties via app or software platform
- Real-time consumption information, alarms and safety information
- Historical consumption data for up to 12 months (consumption, voltage and current fluctuations, load fluctuations)
- Over & Under voltage, and over temperature alarms and protection
- Arc Fault Alarm built-in

6kA Earth Leakage Relay With Overload Protection RCBO - 30mA, AC Type, C-Curve

Amps	2 Pole Code 3M Wide	4 Pole Code 5M Wide
32A	MTS3-R2AC30C32	MTS3-R4AC30C32
63A	MTS3-R2AC30C63	MTS3-R4AC30C63
80A	MTS3-R2AC30C80	MTS3-R4AC30C80

6kA Motorized Circuit Breaker C Curve (Din Modules 1M = 17.5mm)

Amps	1 Pole Code 1.5M Wide	2 Pole Code 2.5M Wide	3 Pole Code 4M Wide	4 Pole Code 5M Wide
20A	MTS3-M1C20	MTS3-M2C20	-	-
32A	MTS3-M1C32	MTS3-M2C32	MTS3-M3C32	MTS3-M4C32
63A	MTS3-M1C63	MTS3-M2C63	MTS3-M3C63	MTS3-M4C63
80A	-	MTS3-M2C80	MTS3-M3C80	MTS3-M4C80

Communication Modules - Supports up to 32 devices (RCBO & MCB)

Code	Description
MTS3-CWF	Ethernet Gateway, WIFI or Wired Networks
MTS3-CRS	RS485 Serial Communication Gateway
MTS3-CG2	GPRS-2G Cellular Communication Gateway

Accessories


Code	Description
MTS3-P6	6-Pin Connector for Adjacent Devices
MTS3-CT100	6-Pin Connection Cable for Separated Devices 100mm
MTS3-CT200	6-Pin Connection Cable for Separated Devices 200mm

Power Supply Module c/w Surge Protection

Code	Input	Output Voltage	Output Current	In	I _{max}	Display
MTS3-P25N	100-260VAC	12VDC	2,5A	10kA	15kA	N
MTS3-P25D	100-260VAC	12VDC	2,5A	10kA	15kA	Y

Class II Surge Protection. Can power up to 10 devices (RCBO & MCB)

ACDC Smart App Features

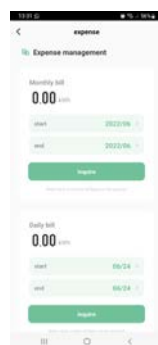


ACDC smart app. Timer allows on/off schedules to be set for applications like pool pumps and geysers

Make the APP of your choice




View the status of a smart circuit breaker including current, voltage, power and leakage current (for RCBO)



Up to 6 months of monthly data expenses can be queried



View historical consumption data in text & graphical format by day/month/year



View a log of all alarms and status reports.



Settings: Do an Earth Leakage test remotely or reschedule the unit to test and report automatically at set times

NEW

SMART ELECTRICAL DISTRIBUTION SYSTEM



MTM5-EL250



MTM5-EL630



MTS3-C



MTS3-P6



MTS3-P25N



MTS3-CT100



MT88M



MT88C

MTM5 - Features

- Smart reclosed and remote on/off by dry contact and RS485
- Auto-reclose after untimely trip of breaker
- Voltage and leakage current monitoring
- Overload, short circuit, phase loss, over and under voltage protection
- LCD display and onboard operations
- Fault check and event record: overload, short circuit, leakage, over/under voltage, phase loss

Smart Auto-Reclosed RCBO - with Leakage Current Protection, 50-800mA Adjustable

Code	Poles	Breaking Capacity Icu	Rate Current	Dimensions H x W x D (mm)
MTM5-EL125	3P + N	50	50-125A Adjustable	150 x 122 x 123
MTM5-EL250	3P + N	50	100-250A Adjustable	165 x 142 x 136
MTM5-EL400	3P + N	65	200-400A Adjustable	257 x 192 x 180
MTM5-EL630	3P + N	65	315-630A Adjustable	336 x 198 x 180

Communication Modules - Supports up to 32 devices (RCBO & MCB)

Code	Description
MTS3-T30	WiFi and GPRS 4G Communication Gateway
MTS3-CEL	RS485 Serial Communication Gateway

Accessories

Code	Description
MTS3-P6	6-Pin Connector for Adjacent Devices
MTS3-CT100	6-Pin Connection Cable for Separated Devices 100mm
MTS3-CT200	6-Pin Connection Cable for Separated Devices 200mm

Power Supply Module c/w Surge Protection

Code	Input	Output Voltage	Output Current	In	I _{max}	Display
MTS3-P25N	100-260VAC	12VDC	2.5A	10kA	15kA	No
MTS3-P25D	100-260VAC	12VDC	2.5A	10kA	15kA	Yes

MT88 Features

- Full Protection & Electrical Faults Analysis - unbalance & phase loss
- Metering - Current & Voltage Accuracy 0.5%, Active energy accuracy 1%, Reactive energy accuracy 2%


Smart Metering MCCB - with Leakage Current Protection, 30-1000mA Adjustable

1 Pole Code	Poles	Breaking Capacity Icu	Rate Current	Dimensions H x W x D (mm)
MT88M-LM125	3P+N	35kA	63-125A Adjustable	240 x 142 x 138
MT88M-LM250	3P+N	35kA	100-250A Adjustable	240 x 142 x 138
MT88M-LM400	3P+N	50kA	200-400A Adjustable	336 x 198 x 180
MT88M-LM630	3P+N	50kA	400-630A Adjustable	336 x 198 x 180

Communication Modules

Code	Description
MT88C-4G	GPRS 4G, RS485 Serial & RJ45 Ethernet Communication Gateways
MT88C-4GG	GPRS 4G, RS485 Serial, RJ45 Ethernet & GPS Communication Gateways

Smartphone Application Features



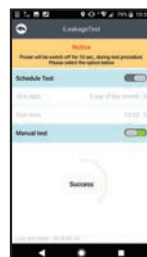
Matismart App home screen. iTimer allows custom on/off schedules to be set for applications like pool pumps and geysers.



View the status of a smart circuit breaker including temperature, current, voltage, power and leakage current (for RCBO). Switch the device on or off remotely and set power or current limits.




View current and historical consumption data in text or graphical format by Day / Week / Month.



Do a remote earth leakage test or schedule the unit to test and report automatically at set times.



View a log of all alarms and status reports.



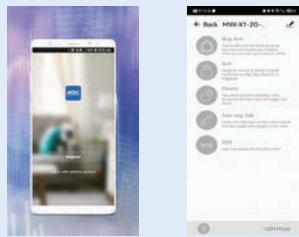
Master switch to power down an entire installation.

NEW

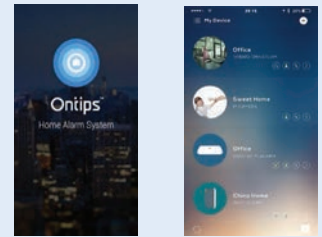
SMART WIFI DIY ALARM SYSTEMS

- 128 Bit Code- Hopping technology ensures a secure and robust connection to the control hub
- Various Connectivity Options include: WI-Fi and GSM

ACDC SMART SWITCH Wi-Fi



MAXKIN ONTIPS PRO GSM / Wi-Fi



Mobile phone not included



Smartcam Alarm System

Code	Description	App
MXK-N8-WIFI/2G	DIY Hybrid WiFi / GSM Smartcam Alarm System	Ontips Pro

Kit Includes

- 1 x Smart hub with built-in camera and motion detection (PIR)
- 1 x Door contact, with built in vibration sensor
- 1 x Remote

Features

- Accommodates up to 50 add-on devices
- Night Vision
- 16hrs Battery Backup (internal lithium battery)
- Monitors temp and humidity
- SMS Alerts
- GSM - Communication back-up if WiFi fails. Sim Card required (not supplied)



Wireless Alarm System

Code	Description	App
MXK-X1-2G-PLUS-T	DIY GSM/Wi-Fi Wireless Alarm System	ACDC Smart
MXK-X1-2G-PLUS	DIY GSM Wireless Alarm System	Ontips Pro


Kit Includes

- 1 x Smart Hub
- 2 x Remotes
- 1 x Door Contact
- 1 x PIR (Motion Sensor)

Features

- Accommodates up to 50 add-on devices
- SMS Alerts for low battery
- Stores up to 5 telephone numbers
- 16hrs Battery Backup (internal lithium battery)
- Dual-colour LED status indicator

When the alarm system is triggered the system immediately rings the nominated telephone number and sends a message. The system also sends a system status message for power failures, restoration of power and low battery. The zone names can be customized so that alarm locations are easily recognised.



Portable Wi-Fi Alarm System

Code	Description	App
MXK-CONCH-T	DIY Two-Way Portable Wi-Fi Alarm System	ACDC Smart
MXK-CONCH	DIY Two-Way Portable GSM Alarm System	Ontips Pro

Kit Includes

- 1 x Smart Hub
- 1 x Remote
- 1 x Door contact with built-in motion sensor

Features

- 100m coverage area with 2hrs battery backup
- Accommodate up to 40 devices
- Built in siren
- Tri-colour LED status indicator
- Multi-function button for network/device enroll

Portable Wireless Alarm System

Code	Description
MXK-TUTTI	DIY Two Way Portable Wireless Alarm System

Kit Includes

- 1 x Smart Hub
- 1 x Remote
- 1 x Door contact

Features

- System can accommodate up to 40 devices
- Touch screen keypad on device
- Built in siren
- 12 Hours back up battery

Sleek modern design with user friendly features. The voice prompts quickly inform which zones have been triggered. Integrated management of the alarm system with wireless touchscreen provides protection and peace of mind for home owners. The LED backlight provides instant indication of system status.

SMART WIFI DIY ALARM SYSTEMS

Mobile phone not included



Screenshot



Code	Description	App
MXK-IP-100	720p indoor WiFi Camera with Motion Sensor	Ontips Pro

Features

- Resolution 1280x720p
- Video recording
- Ontips Pro APP
- Two way communication
- Day / Night Vision
- Real time notifications
- Range 7-10m x 120°
- 2 way speech
- 8-32GB MicroSD (excl)

SMART WIFI DIY ALARM SYSTEM - ACCESSORIES


	Magnet Sensors				4 Button Remote	Keypad	
FHSS Technology Range: Up to 80m line of sight	2-in 1 Batteries Incl.	2-in 1 Batteries Incl.	Battery Incl.	Battery Incl.	Battery Incl.	3-in-1 Batteries Incl. 2 x RFID Tags	
Code	MXK-SS-P01	MXK-SS-V01	MXK-DWS-300	MXK-DWS-302	MXK-RC-101	MXK-KP-A1	
Description	Door/Window Contact & PIR Motion Sensor. Detection: 110°/8m	Door/Window Contact & Vibration Sensor	Door/Window Sensor	Roller Shutter Door Sensor	Multi-function Keyfob Remote Control	Wireless Keypad	
Spare Battery	E96BP2	E96BP2	98215	98215	CR2032/5	98111	
	Water Leak Detector			PIR Motion Sensors		Smoke Detector	Gas Detector/Siren
FHSS Technology Range: Up to 80m line of sight	Battery Incl.	Indoor Batteries incl.	Indoor Adaptor incl.	Outdoor Adaptor Incl.	Battery Incl.	Plug-in	
Code	MXK-SS-F01	MXK-PIR-600	MXK-PIR-603	MXK-PIR-602	MXK-SD-200	MXK-SP-G01	
Description	Wireless Leak Detector	PIR Motion Sensor	M/Wave & PIR Sensor, Pet Immune (≤20kg)	M/Wave & PIR Intelligent Sensor Pet Immune (≤20kg)	Smoke Detector Low battery alarm	Natural Gas Detector 90dB Sounder	
Sensor Range	95cm Cable	8m x 110°	12m x110°	12m x110°	Monitors 60m²	10% LEL	
Spare Battery	E96BP2	98208	-	-	98215	-	
	Beam Detection - IP66			Outdoor Sirens - IP56		Repeater/Siren	
FHSS Technology Range: Up to 80m line of sight	Adapter Included	Adapter Included	Solar Powered	Built-in strobe light 12VDC + Battery		Plug-in + Battery	
Code	MXK-IB-400-*	MXK-IB-410	MXK-IB-420	MXK-WS-901		MXK-SP-R01	
	Dual-Beam Infrared Sensors	Quad-Beam Infrared Sensor	Solar Power Multi Beam Sensor	115db Siren With Battery Backup		Increases wireless range up to 300m	
	*30M (30m), 60M (60m)	20m max	10m max	-		90dB Sounder	

NEW

SMART WIFI SENSORS, ALARMS & SIRENS

Features

- No Gateway required • Real-time detection
- Scene automation linkage using the ACDC Smart app, you can customize scenes with any of the sensors listed.
- Provide smart linkage alarms when a condition is met.
- Push Notification

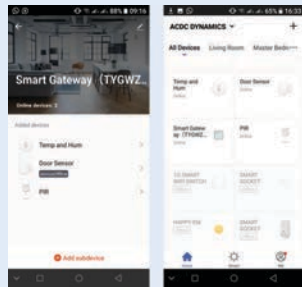


	Ceiling Mounted PIR Sensor	WiFi PIR Sensor Pet Immunity	Wall Mounted PIR Sensor	Solar Waterproof WiFi PIR Alarm
Code	PST-HW400B	PST-CT60W	PST-WP002	PST-CT80W
Application	Human Body Detection, App Linkage Control	PIR for Pets < 25Kg	PIR Detection	PIR Alarm
Description	<ul style="list-style-type: none"> • Low Battery Indication • Sensitivity Angle 360° • PIR Sensitivity Distance 6m 	<ul style="list-style-type: none"> • Sensitivity Angle 110° • Distance: 12m • Low battery Detection 	<ul style="list-style-type: none"> • Low Battery Indication • Sensitivity Angle 110° • Distance: 10m 	<ul style="list-style-type: none"> • Sensitivity Angle 110° • Distance: 9-12m • Solar 5V/0.6W • Alarm Sound 120dB & Light
Batteries	2 x AAA batteries	2 x AAA batteries (not incl.)	CR123A Li-ion 3V	3.7/ 600mAh Lithium
Mounting	Ceiling Mount	Wall Mount	Wall Mount	Wall Mount
Dimensions (mm)	Ø61 x 34	140 x 60 x 45	83 x 37 x 55	140 x 75 x 70
	CO Sensor	WiFi Door Sensor	Water Leakage Detector	Alarm Siren
Code	PST-WF708	PST-WD002	PST-WW002	PST-TS106B
Application	Detected CO gas, App linkage control	Open/Close status Door sensor, Linkage control	Water Leakage Detection, App linkage control	Siren , App linkage control
Description	<ul style="list-style-type: none"> • 12V drive valve control • NC relay output • Alarm sound level: 75dB 	<ul style="list-style-type: none"> • Max. Sensor gap <15mm • Linkage control • App Alarm Alert 	<ul style="list-style-type: none"> • Low Battery Indication • App Alarm Alert 	<ul style="list-style-type: none"> • Alarm loudness: 110-120dB • Add upto 24 sensors & remotes from the app • With anti-tamper switch
Power Supply	230VAC	2 x AAA Batteries	2 x AAA batteries (not incl.) 1.5V	DC5V 1A(Power adaptor Inc.); Li-ion battery 3.7V/400mAh
Mounting	Ceiling Mount	Double Sided Tape	Wall Mount	Wall mount
Dimensions (mm)	112 x 112 x 50	85 x 55 x 25	62 x 25 x 85	200 x 112 x 70
	SoS Button	Smoke Sensor	Temperature & Humidity	Siren
Code	PST-WE571	PST-YG400A	PST-WSD400B	PST-WSA01
Application	Emergency alarm alert, App linkage control	Smoke Detection, App linkage control	Temperature & Humidity measurement, Linkage control	Siren, App linkage control
Description	<ul style="list-style-type: none"> • Low battery Indication • RF433MHz compatible • Rechargeable 	<ul style="list-style-type: none"> • Low battery Indication • 80dB Alarm sound 	<ul style="list-style-type: none"> • Low battery Indication • 55dB Alarm sound 	<ul style="list-style-type: none"> • Alarm Sound 100dB • 8 Alarm sound optional
Power Supply	Li-ion (LIR2450 3.6V) batteries	2 x AAA batteries (not incl.) 1.5V	2 x AAA batteries or USB power	5V/1A Power adapter (not incl.)
Mounting	Necklace Strap	Ceiling Mount	3M Glue	Wall Mounted
Dimensions (mm)	Ø55 x 18	Ø85 x 50	Ø61 x 27	Ø68 x 33


SMART PRODUCTS

NEW

SMART ZIGBEE SECURITY DEVICES



Smart Gateway Home App Home



Smart Gateway - A low power-consuming Zigbee module that allows ACDC SMART App to add different Zigbee devices.

Code	Description
CP-GWF01	Zigbee Smart Gateway

Package Includes:

- Zigbee smart gateway
- DC5V USB power supply
- Network cable
- Network connection via LAN/WIFI

Accessories

	Door/Window Sensor	Temperature & Humidity Sensor	PIR Sensor	Smoke Detector	Water Leak Detector
Code	CP-ZDC01	CP-ZTH02	CP-ZMD01	CP-ZSD01	CP-ZWL01
Description	Zigbee Door/Window Sensor	Zigbee Temperature and Humidity Sensor	Zigbee PIR Sensor	Zigbee Smoke Detector	Zigbee Water Leak Detector
Supply Voltage	3.0V - CR2032	3.0V - CR2032	3.0V - CR2450	12VDC External adaptor	3.0V - CR2032 Battery

NEW

SMART WIRELESS CAMERAS

Features

- Supports Two way audio communication
- Cloud Storage for motion detected events (optional)
- Pan & Tilt cameras support Auto Tracking
- Support Mobile Remote View & Control
- Supports Video recording



App Features Automation Control Direction Cloud Subscription

	Indoor Camera	Indoor Pan & Tilts(P/T)		Outdoor Bullet Camera IP65
Note: Power Adaptor Included				
Code	TV-K530-2MP	TV-288ZD-1MP	TV-638ZD-2MP	TV-6024H-2MP
Sensor		1/2.7" CMOS Colour		
Lens	3.6mm lens	720P	3.6mm lens	4mm lens
Resolution	1080P	1080P		1080P
View Angle	90° View Angle	110° View Angle / Pan 355° / Tilt 90°		85° View Angle
IR LEDs/Distance	9 x IR LED's / 5m	6 x IR LED's / 10m		4 x IR LED's / 20m
Storage		SD-card Slot support max 128GB, Cloud Storage		
Power Supply	USB 5VDC/1A	USB 5VDC/1A		12VDC/1A
Day/Night		IR-CUT filter auto switch		
Network		RJ45/ LAN and 2.4G Wifi		

NEW

DIY WIFI NVR KIT

- Support AI humanoid detection
- Motion Detection Support
- Motion detection alarm push to APP
- Automatic cascade Support
- Supports P2P Cloud connection
- Plug & play quick setup

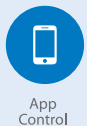


	4 Channel Camera Kit	8 Channel Camera Kit
Code	YH6104L3MI200-W	YH6108L3MI200-W
Description	<ul style="list-style-type: none"> • 4 x 2MP / 1080P IR IP67 WiFi Bullet Cameras • 1 x WiFi Network Video Recorder • 4 x Power Adaptors for Cameras • Installation Accessories • Hard Disk Drive to be ordered separately 	<ul style="list-style-type: none"> • 8 x 2MP / 1080P IR IP67 WiFi Bullet Cameras • 1 x WiFi Network Video Recorder • 4 x Power Adaptors for Cameras • Installation Accessories • Hard Disk Drive to be ordered separately

NEW

4CH - LCD WIFI NVR

- Simple and fast plug and play setup
- No network cable required
- Saves time and effort with No need to pair
- Max. 100m distance between camera and NVR (line of sight)
- Not expandable
- Note: **HDD to be ordered separately**



4 CH - LCD NVR + 1080P IP Cameras - 10.1 inch LCD NVR with built in monitor to support real time viewing locally

Code	TV-6125-XMW
WiFi NVR	

Description	<ul style="list-style-type: none"> • Video quality, playback quality - 1080P • Video Input - 1080P • Video/Audio compression - H.265+/G711A • Power Adaptor - 12VDC/2A • LCD size - 10.1 inch • HDD - 2.5inch HDD max capacity - 4TB • Record & playback storage - TF card, • Supports cloud storage (at a fee) • Supports 2-way audio communication • Illumination Distance - 20m
--------------------	--

WiFi Camera IP66

Description	<ul style="list-style-type: none"> • Resolution - HD 1080P • Power Adaptor - 12VDC/1A • 8pcs Infrared lamp configurable • Infrared distance - 20m • Supports 2-way audio communication
--------------------	---

NEW

SOLAR CAMERA SECURITY FLOODLIGHT

SOL2

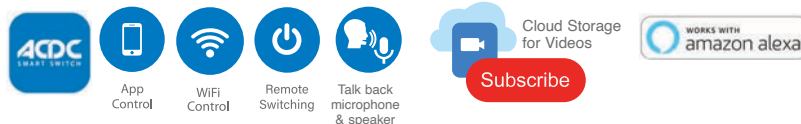
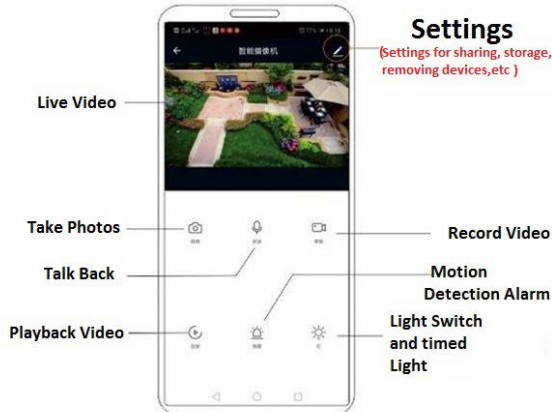


Solar WiFi Camera Light - 82 LED pcs | Daylight | Beam Angle 160°

Code	MJ-01W-100W
Camera Floodlight	
LED Power/Lumens	100W/800lm (fully charged)
Battery	3.2V / 12000MAh (LifePO4)
Camera	1080P HD with full Colour Night Vision
Dimensions - L x W x D(mm)	217 x 179 x 45
Solar Panel	
Solar Panel	5V/18W Polycrystalline
Dimensions - L x W x D(mm)	350 x 350 x 17

Functions

- LED light output will be gradually reduced as the battery is depleted
- Motion detection alarm, multi-angle adjustable
- Supports SD card (**not included**) & Cloud Storage (**subscription fee to be paid in app**)
- Supports Video Playback function
- Supports multiple remote viewers at the same time
- Remote Control for Lighting modes:
 1. Always On or 4hrs High Brightness + Motion Sensor
 2. Timer Function: 8H,5H, 3H + Brightness Change + Auto on/off
 3. Manual Brightness Adjustment



NEW

SMART WIFI GARAGE DOOR CONTROLLER

Smart Wifi Garage Door Controller - One Controller per Garage Door
Integrate to your Wi-Fi System and you can control and monitor your garage door using your Smart Phone

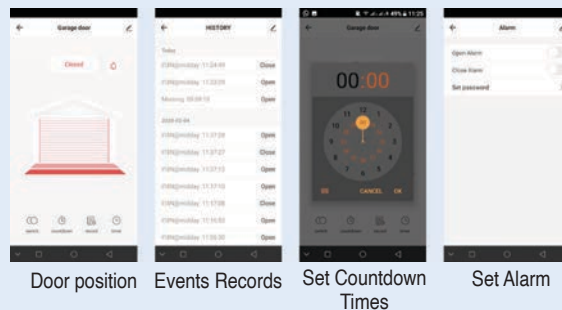
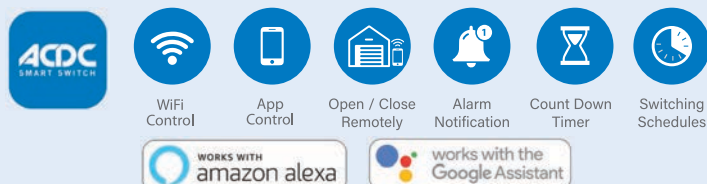
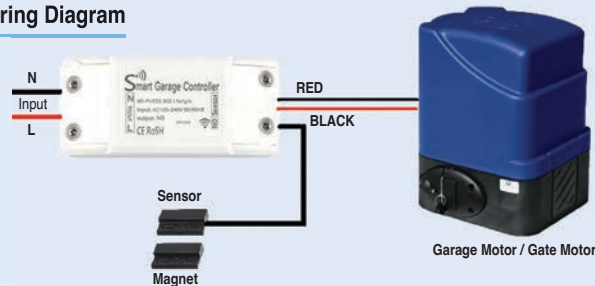
Code	Input Voltage	Max Load	Output Contact	Size (mm)
AS-MS-102	100-240VAC	16A	NO	87 x 40 x 23



Features

- Keeps records of all door Open/Close events
- Real time door position status

Wiring Diagram



NEW

BATTERY POWERED WIFI CAMERAS

mapesen[®]



Portable Wifi Camera & Solar Panel IP66

Code	Resolution	Battery	Endurance	Storage
MP-BC3	2MP / 1080P	5200mAh	± 150 days	Micro SD up to 128GB

- 6.8W solar panel
- PIR motion detection & push notification in app
- Two way audio



NEW

SMART WIRELESS DOORBELL IP54

WiFi Video Doorbell



Indoor Chime Included



Microphone



WiFi Control



App Control



Speaker



Decibel Alarm



Remote Switching

Cloud Storage for Videos

Subscribe

Code	Description
MK-1C-KIT	<ul style="list-style-type: none"> • Power Supply: 5VDC/1A (not included) • 1080P Full HD Video Quality • 122° Field view • Cloud Storage for motion detected recordings • Includes Rechargeable batteries (18650) - up to 3500mA • MicroSD card up to 128GB • 2-way audio between phone and camera



NEW

WIRELESS DOORBELL AND MONITOR

1MP/720P Video Doorbell with 4.3inch monitor



- Supports remote call
- Microphone for duplex talk
- Supports PIR Motion detection
- Night vision



Code	US-PHR9
Display size	4.3inch
Video Resolution	1MP/720P
Lens Focal Length	3.6mm
View Angle	160° wide
Battery	5000mAh Lithium



App Control



WiFi Control



Voice Control



Speaker



Remote Switching



Share Control with Others

NEW

SMART VILLA VIDEO INTERCOM SYSTEM



TC-5000MH-18B



TC-3000DA-X1

Indoor Monitor

Code	TC-5000MH-18B
Display	10inch Capacitor Touch Screen, 1280*800P
CPU	64bit 4 core Cortex-A53
Operating System	Android 6.0.1
Memory	1G RAM
Camera	HD 720P
Communication	RJ45 (TCP/IP)
Expanded Port	8CH Alarm Port,SD Card Slot (inside)
Power Supply	12VDC/1A(incl.)
Dimensions	258.6 x 167.2 x 15.1mm
Installation method	Indoor wall mounting

Digital Door Phone

Code	TC-3000DA-X1
Camera Resolution	720P
Supply Voltage	12VDC/500mA
Communication	RJ45, Pulse Unlock
Dimensions	90 x 135 x 33.5mm
Installation method	Wall mounting



App Control



WiFi Control



Remote Switching



- WiFi Connect to Internet
- Support Up to 4 Indoor monitors and 2 Outdoor Units
- Digital TCP/IP Intercom
- High Strength Acrylic Panel with Metal Frame
- Intercom Call to Resident with built in Speaker Stereo 16bit
- Pre-installed ACDC Smart App

NEW

SMART DOOR LOCK



Features

- Random password generation function
- Low battery alarm

	Wi-Fi Fingerprint Door Lock	Bluetooth Fingerprint Door Lock	Bluetooth Fingerprint Door Lock	Wi-Fi Fingerprint Door Lock	Bluetooth Fingerprint Door Lock
SEC					
Code	PST-HR01	F11S	KT-R10	KT-R15	F20
Operation	Fingerprint, ID Card, Password, mechanical Key and Smartphone APP	Fingerprint, ID Card, Password, Mechanical Key and Smartphone APP	Smartphone App, Fingerprint or Key	Smartphone App, Fingerprint, Key, Pin code, IC card	Fingerprint + PIN Code + Backup Key + Bluetooth /APP, Anti-peep virtual password, IC card
Power Supply	5VDC -USB charging port	5VDC -USB charging port	5VDC -USB charging port	5VDC -USB charging port	5VDC -USB charging port-type-C
Battery	4 x AAA batteries(not included)				
User Capacity	3 admin & 100 users	30 users	1 admin & 20 users	2 admin & 48 users	30 users
Door thickness	39.9mm - 100mm	35-68mm	38-55mm	35-55mm	35-55mm
Standard configuration	5050 Lock body (Inc.)	5572 mortise(Inc.)	5050 Lock body(Inc.)	Deadbolt latch (Inc.)	5572 mortise(Inc.)
Material	Aluminum Alloy+Acrylic	304 Stainless Steel	Zinc Alloy	Zinc Alloy	Zinc Alloy
Size (L x W x H)	240 x 60 x 21mm	190 x 80 x 30mm	149 x 27mm	148 x 62 x 30mm	70 x 80mm

NEW

SMART FINGERPRINT PADLOCK IP65

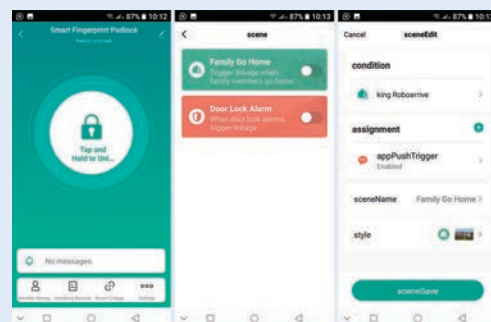
Bluetooth & Fingerprint Lock - Lock body: Zinc Alloy | Shackle Material: ?



Code	Method	Max Users	Shackle Size	Size
PST-L3-10	Fingerprint + Bluetooth	10	9mm	53 x 86 x 24mm

Features

- Charging Voltage - 5V USB
- Standby time - full year
- High density polymer battery
- Ultra low-power fingerprint Algorithm
- Long standby time battery



P3

NEW

SMART BLUETOOTH GATEWAY



Smart Gateway - A low power consuming Bluetooth gateway that allows ACDC Smart App to control different Bluetooth devices remotely over the internet.

This gateway bridges more than 200 Bluetooth device connections over to the cloud, which can be controlled over a wifi connection through the ACDC Smart Switch App.

Code	Description	Power Input
AS-BHUB-W	Bluetooth Mesh Gateway	5VDC/USB-1A

Package Includes:

- Bluetooth Smart Gateway
- Micro USB
- 5VDC Adapter to be ordered separately.




NEW

SMART IRRIGATION TIMER



TTV-103BLE



TCS-005RF

Note: See page 1 for Bluetooth Gateway

Bluetooth Water Valve & Timer IP54 - ABS/ Stainless Steel

Code	Power Supply	Working pressure	Working Flow rate	Inlet	Outlet
TTV-103BLE	4 x AA batteries	50-500kpa	5-35L/min	1" thread with 3/4" adaptor	3/4" thread

Soil Moisture Sensor IP65

Code	Description
TCS-005RF	<ul style="list-style-type: none"> • 433MHz RF Communication • 3 x AAA batteries (not included) • Soil Moisture Range 0% ~ 100%

Features

- Built-in filter
- Soil Moisture levels are updated every 10 minutes
- Timer can be paired with Bluetooth Gateway for remote monitoring and control
- Manual ON/OFF function
- Schedules: A maximum of 3 Open/Close Programs can be set for each day



App Control



Bluetooth Controllable



Remote Switching



Count Down Timer



Scenes Control

NEW

SMART IRRIGATION CONTROLLERS

Wifi Irrigation Controllers

The controller can operate 24VAC Solenoid Valves with 30 On/Off schedules that can be set daily or on specific days of the week on the App



Code	AS-IC-4C	AS-IC-8C
No. Channels	4	8
Channel Output	24VAC	
Power Supply	24VAC DC barrel plug	



WiFi Control



App Control



Remote Switching



Count Down Timer



Set Timers & Schedules



Share Control with Others



Note: See page 2.10 Main Cat for Solenoid Valves and Transformers

Accessories

Code	Description
EV100	24VAC Solenoid Valve - 25mm, 8 bar
25VAW 230/24	25VA 230/24VAC with Flying Leads
25VAP-24-T	25VA 230/24VAC Plug Type



EV100



25VAW

25VAP

NEW

SMART WiFi THERMOSTAT IP20

Designed To control Electric underfloor heating in commercial / industrial / civil and domestic property



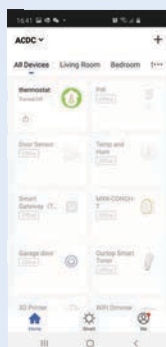
Smart WiFi Thermostat

Code	BHT-002-GBLW
Power Supply	95 ~ 240 VAC, 50 Hz
Current Load	16A
Sensor Type	NTC (Temp. sensor)
Dimensions	86 x 86mm
Set Temp. Range	0-35°C

Features

- Unlimited options to add rooms and support scenes
- Devices can be grouped with centralized control
- ±0.5°C Accuracy keeps temperature within the level you set.
- Keeps memory of program even when power is off
- Floor Sensor (Included)
- User friendly and easy to program
- Separate schedules may be set for weekdays (Mon – Fri) and for weekends (Sat or Sun) with 6 time slots daily.


TC



App Home



Programmable Mode



Schedule

ACDC SMART SWITCH

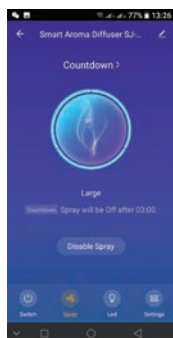
- WiFi Control
- App Control
- Remote Switching
- Set Timers & Schedules

WORKS WITH amazon alexa

works with the Google Assistant

NEW

SMART AROMATHERAPY HUMIDIFIER



Enable Spray

Code	Power Supply	Timer	Water Tank Cap.	Humidification
SJ-05A	100-240VAC/24VDC	1hr/3hr/6hr	280ml	25-30ml/hr

ACDC SMART SWITCH

- WiFi Control
- App Control
- Remote Switching
- Set Timers & Schedules
- Dimmable
- Colour RGBW Adjustable

- 280ml capacity only requires 2-3 drops of essence and can last a long time depending on the mist volume
- Reliable timer operation
- Supports RGBW (colour selection mode)

NEW

ROBOT VACUUM CLEANER

Vacuum + Sweeping + Mopping Robot Cleaner



ACDC SMART SWITCH

- App Control
- WiFi Control

WORKS WITH amazon alexa

works with the Google Assistant

Code	ROBVACUUM-8
Rated Input Voltage	230VAC
Suction Pressure	2000pa
Size	Ø320 x 78mm
Cleaning Modes	Auto/Planning, Spot, Edge, Schedule
Battery/Working Time	Li-ion (4400mAH) / 80~100min
Noise Level	≤65db
Dust Box /Water Tank Cap.	600ml/ 200ml
Climbing Height	15mm
Includes	Adaptor, Charging Dock, Filter, 2 x Mopping Pads, 2 x pairs Side Brushes, Remote Control, 1 x Cleaning Brush

Features

- Gyroscopic navigation and route planning
- Obstacle and drop off detection and avoidance
- Low Profile that allows cleaning under furniture
- Auto Docking & Recharging
- Triple filtration to avoid allergies



Charging Dock



Adaptor



Filters



Remote Control



Cleaning Brush



Side Brushes

Leading manufacturer, importer, and distributor of high-quality electrical and solar products tailored for both industrial and residential sectors. With an extensive network of distributors and franchises spanning across South Africa, we ensure superior service and widespread availability of our products, that meets the highest standards of performance and innovation.

LONGMEADOW

26 Nguni Drive
Longmeadow Business
Estate West, Edenvale
Gauteng
010 202 3300
info@acdc.co.za

GERMISTON

Sharland Street
Driehoek
Germiston
Gauteng
011 418 9600
germiston@acdc.co.za

RIVERHORSE

6 Riverhorse Close
Riverhorse
Valley Business Estate
Durban
031 492 4800
rvh@acdc.co.za

PINETOWN

Unit 10
Pine Industrial Estate
Pineside Road
New Germany
031 700 4215
kzn@acdc.co.za

CAPE TOWN

3(b) Richmond Southern
Close, Lenie Adams Ave
Richmond Park
021 492 2000
cape@acdc.co.za

National Sales Centre: **010 202 3400** | Technical: **010 202 3500** | Solar Hotline: **010 045 8002**



www.acdc.co.za



THINK ELECTRICAL



Note that specifications may undergo updates without prior notification in this publication. © ACDC Dynamics